





Swing-system® evolution range...

Products	References	Protheses & Instruments	Indications
"tension-free" Cysto-swing®	CSE+ 60065 TO (2 wings) CSE+ 50065 TO (4 wings)		Cystocele via : • transobturator approach
"no-touch" Swing-band®	SBE+ 10400 SP SBE+ 10400 TO SBE+ 10400 DG		Stress urinary incontinence via : • retropubic approach • transobturator approach > OUT-IN (TO or ITD-ITG) > IN-OUT (ITD-ITG)
"spinal-fixation" Recto-swing®	RSE+ 50140		Rectocele by : • spinal-fixation
"tension-free" Recto-swing®	RSE+ 40140 SP		Rectocele via : • transgluteal approach

Characteristics	Weight	Thickness	Resistance to break	Elongation at break
Polypropylene (PP) Polyurethane (PEU)	28,4g/cm ²	0,3mm	14,9 daN / 5 cm	19,3 %



...the cutting-edge technology